

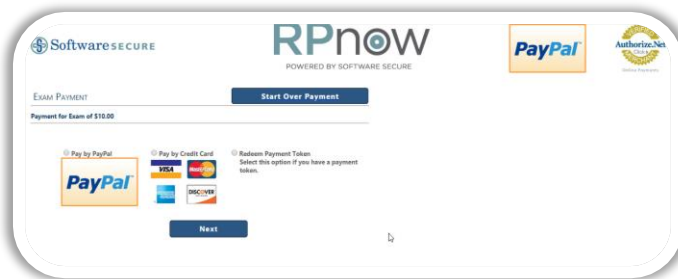
PAYMENT GUIDE

Question not here? Chat with a support representative 24/7 at http://info.psonline.com/rpnowuniversity_student

Exam takers will be prompted to pay for their RPNOW exams after they have selected their Organization/Exam Sponsor/Exam and insert their contact information. When payment is complete, a receipt will be emailed to the email address provided.

Payment process:

If a test taker is prompted for payment, they will see the screen below to select which method of payment they would like to use: PayPal, Credit Card, or Exam Token.



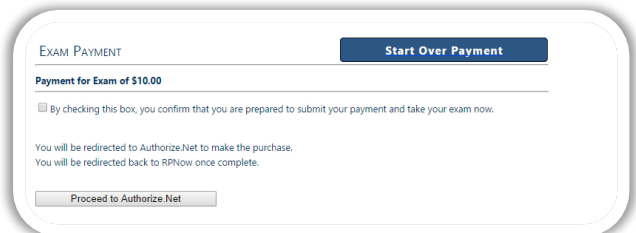
PayPal

Enter login and follow prompts. If there is any trouble, a test taker can always select “Cancel and return to Software Secure” at the bottom left of the screen.



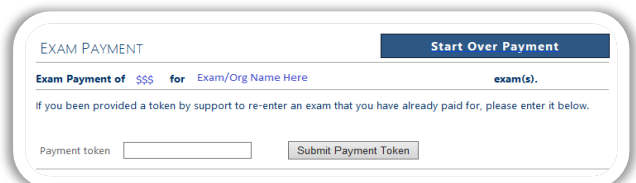
Credit Card

Credit card payment (Visa, MasterCard, AMEX, or Discover) is processed through Authorize.Net. Test Takers will be asked to confirm they are prepared to submit payment and take their exam before proceeding to the secure Authorize.net site.



Tokens

A test taker may receive payment tokens through their book store, organization, or someone at Software Secure. They would simply copy the token here and click “Submit Payment Token.”



Payment support:

If a test taker is ever having trouble with payment, they can contact rppurchase@softwaresecure.com for help.